


InTice™ -C

Titanium Cervical Interbody Spacer



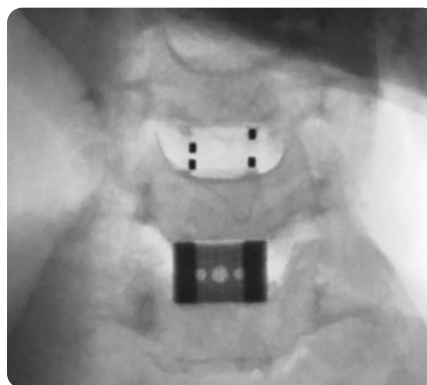

Porous Titanium
Cervical Interbody

InTice™ -C

Titanium Cervical Interbody Spacer

InTice™-C is a commercially pure titanium cervical interbody implant that offers superior wicking capabilities, bony ingrowth, and predictable structural consistency. InTice™-C is manufactured from a proprietary material that offers a modulus of elasticity consistent with natural bone providing an optimal platform for achieving fusion.

- The hydrophilic nature of the material allows for a strong cell response, and superior capillary action
- InTice™-C has superior wicking capabilities and can absorb fluids such as the patients own blood
- Proprietary macroscopic, microscopic, & nanoscopic-scale features provide osteoblast differentiation, which indicates the potential for faster healing times and improved implant osseointegration *in vivo*¹



Intraoperative fluoroscopy demonstrating InTice-C's opacity compared to a PEEK interbody.

1. McGilvray K, et al., Bony ingrowth potential of a 3D printed porous titanium alloy: a direct comparison of interbody cage materials in an *in vivo* ovine lumbar fusion model, *Spine* 2018 Article in Press.



📞 888.886.9354
✉ cs@xtantmedical.com
🌐 xtantmedical.com
📍 664 Cruiser Ln,
Belgrade, MT 59714

INDICATIONS: See Package Insert for a more complete listing of indications, contraindications, warnings, precautions, and other important information.
LIMITED WARRANTY and DISCLAIMER: Xtant Medical products have a limited warranty against defects and workmanship and materials. Any other express or implied warranties, including warranties of merchantability or fitness, are disclaimed. WARNING: In the USA, this product has labeling limitations. See package insert for complete information. CAUTION: USA Law restricts these devices to sale by or on the order of a physician.

*Data on File, Xtant Medical

InTice-C is a trademark of X-spine, a subsidiary of Xtant Medical
© Xtant Medical. All Rights Reserved. FM-C-MRK-42 (B) 01/2020